




OHIO DEPARTMENT OF EDUCATION AND INFOHIO

Beach Bags



**Weather, Weather
Everywhere!**

STORY

Seasons (Nonfiction)

Reading Level: Beginning Reader

<https://tinyurl.com/my85wrg>

You need the INFOhio username and password to access this book. If you do not know it, contact your school, or go to infohio.org/goto/getpassword.

Race the Raindrops (Fiction)

Reading Level: Beginning Reader

<https://tinyurl.com/mweqw89>

This book is available from the Ohio Department of Education courtesy of World Book, Inc. © All rights reserved. Reproduction or transfer of the book in any form by any means is strictly prohibited. www.worldbook.com

BEFORE READING

Talk about the title. Ask if your child knows what a season is. **Explain** to your child that *Seasons* is a nonfiction story with information about weather and activities during each of the seasons. The imaginary characters of *Trek* and the birds are used to explain the information.

Discuss the story *Race the Raindrops*. **Point out** that this story is “realistic fiction” rather than fantasy. Life might really happen the way it does in the story, but it is still fiction. Realistic stories are easy to read because, based on experience, we can guess what will happen.

READ

Seasons and **Race the Raindrops**.

ACTIVITY


What Season Do You Like?

Climate, weather, and the changing seasons affect what we do every day. How do the weather and seasons affect your daily life? In each of the boxes in the What Seasons Do You Like page below, draw a picture of you and your activities during each season.

Some ideas might be:

- a sport
- food
- weather (rain, snow, sun)
- animals
- birds
- holidays
- clothing

Under each drawing write a caption describing what you drew.



MORE FUN ACTIVITIES

Clouds

Clouds come in all shapes and sizes. Some of the main types are cirrus, cumulus, and stratus.

Go outside or look out the windows to see what kind of clouds are in the sky.

- Can you identify the type of cloud?
- Does the cloud look like an animal, a plant, or some other object?
- What is it?
- Do you see any other animals or objects in the sky?

Use the Cloud Guide below to discover which type it is and to draw a picture of what you see.



MORE GREAT BOOKS TO SHARE

Visit your local public library to find more books about seasons and weather.

After the Storm by Nick Butterworth

Little Cloud by Eric Carle

The Cloud Book by Tomie dePaola

Weather Words and What They Mean by Gail Gibbons

Rain by Peter Spier

The Wind Blew by Pat Hutchins

A Busy Year by Leo Lionni

One Windy Wednesday by Phyllis Root

It Looked Like Spilt Milk by Charles Shaw

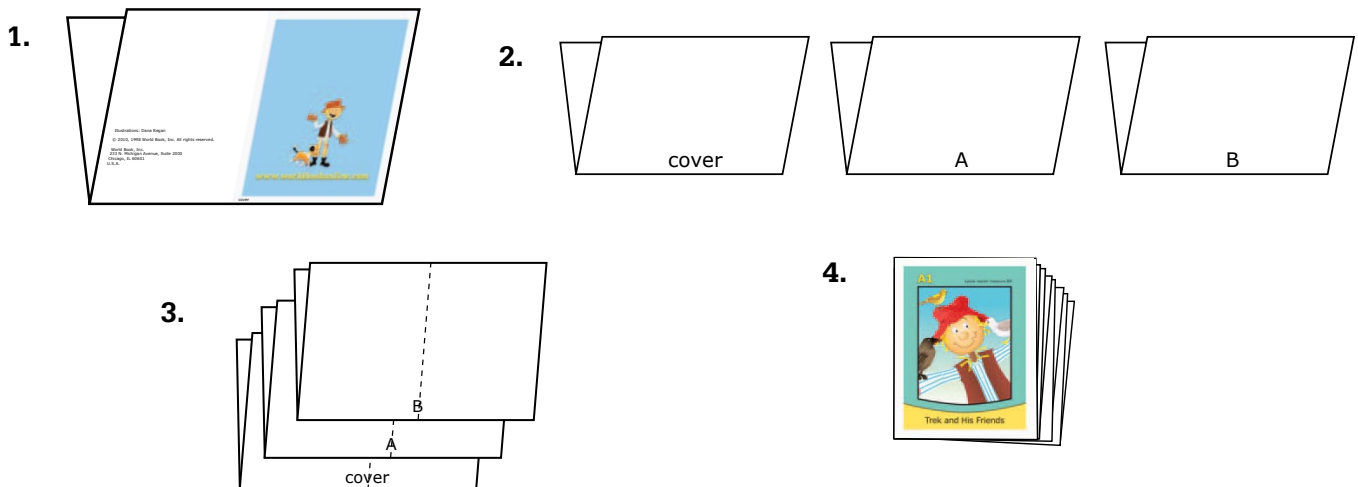
EXPLORE MORE

If you need the INFOhio username and password, contact your school or go to infohio.org/goto/getpassword.

- A. Want to learn more about the weather?** Go to www.infohio.org > PreK-5 > Early World of Learning. Choose the **Know it** section for more about the weather. Read more about a season or the weather and even watch a short video.
- B. BookFlix is another great resource from INFOhio.** Go to www.infohio.org > PreK-5 > BookFlix. Check out the **Earth** and **Sky** section for more books about weather and the seasons.
- C. To find more free printable books for your child,** go to www.infohio.org > PreK-5 > Early World of Learning.

How to fold the Little Book

1. Fold the pages in half the short way so that the printing is on the outside.
2. Turn them over so that you can see the small “cover,” “A,” “B,” etc., at the bottom center of the page.
3. Stack the pages with the cover on the bottom, then “A,” then “B,” etc.
4. Fold the stack in half to make the Little Book. The cover should end up on the outside.



World Book Early World of Learning is brought to you by Libraries Connect Ohio, a partnership of Ohio's library networks: INFOhio (PreK-12), OhioLINK (higher education), and OPLIN (public). Access to this resource is funded in part through an Institute of Museum and Library Services LSTA grant awarded by the State Library of Ohio. The content does not necessarily reflect the position or policy of the granting agencies.

What Seasons Do You Like?

Directions: In each box, draw a picture of you and your activities during that season. Be sure to show the weather conditions.

S
P
R
I
N
G

S
U
M
M
E
R

A
U
T
U
M
N

W
I
N
T
E
R

Cloud Guide

Directions: Look out the window or go outside and look up in the sky. What kind of clouds do you see? Use the cloud guide in the box to help you identify the type of cloud. Draw a picture.

Cirrus – thin, feathery, high clouds like ice crystals

Cumulus – thick, puffy, low clouds that look like cotton balls

Stratus – low, gray layers that stretch like a blanket

