


Getting Up to Date Science News from INFOhio to Classrooms Daily

Using RSS Feeds From INFOhio's AccessScience

It is easy as 1, 2, 3. You will have to have an Aggregator set up first, such as Bloglines, My Yahoo, or Google Reader. Help your teachers set them up. Try several yourself first to see what you like. I like My Yahoo and Bloglines.

Step 1: Find an RSS feed button at the top of the page in AccessScience.
 Content Feed

Step 2: Click on the Feed button and you will see


Ready for the AccessScience RSS Feed?

Use the following link to set up your RSS Reader:

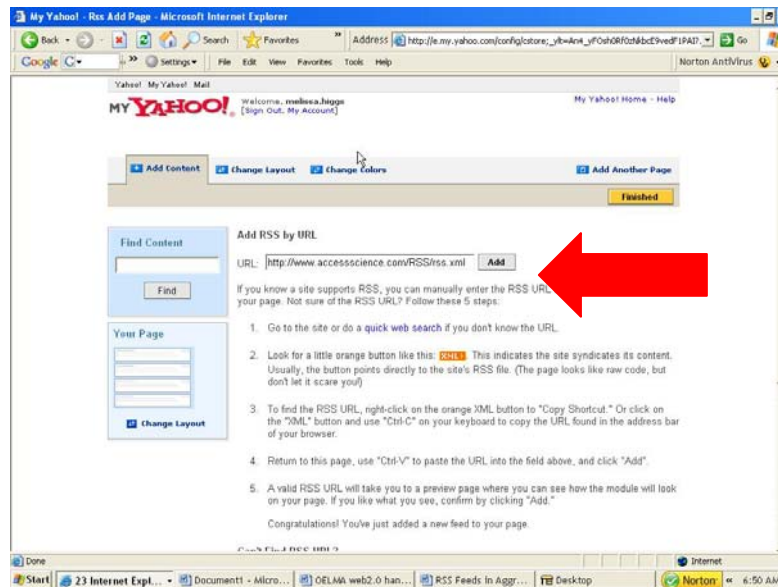
 <http://www.accessscience.com/RSS/rss.xml>

Copy this URL

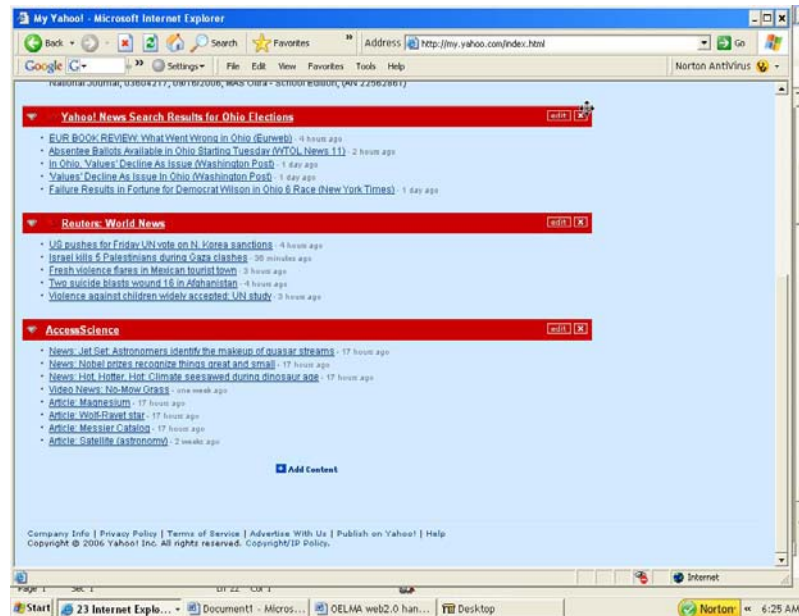
Step 3: Paste the URL into the aggregator. In My Yahoo Go to + Add Content at the bottom of the page. It will take you to this screen. Choose "Add RSS by URL".



Paste the RSS feed from **Step 2** into the box and click on Add.



Here is what you will have. It will be updated for you!



You can follow the link to add the new Podcast feed and add it to your aggregator as well.

It is just as simple to add RSS feeds to other aggregators, such as Bloglines and Google Reader.

January 11, 2007

